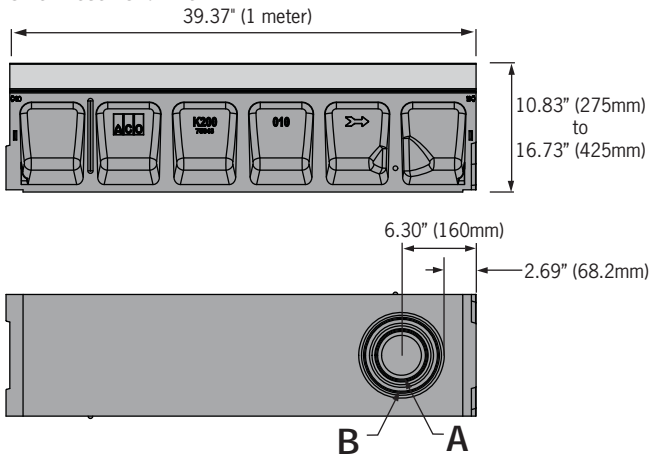
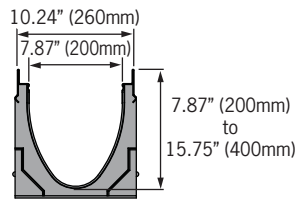


KlassikDrain - KS200 Stainless steel edge rail channel system

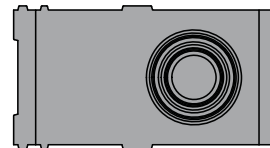
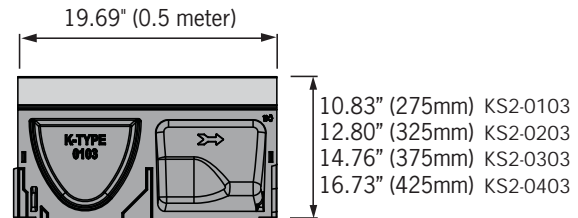
One meter channel



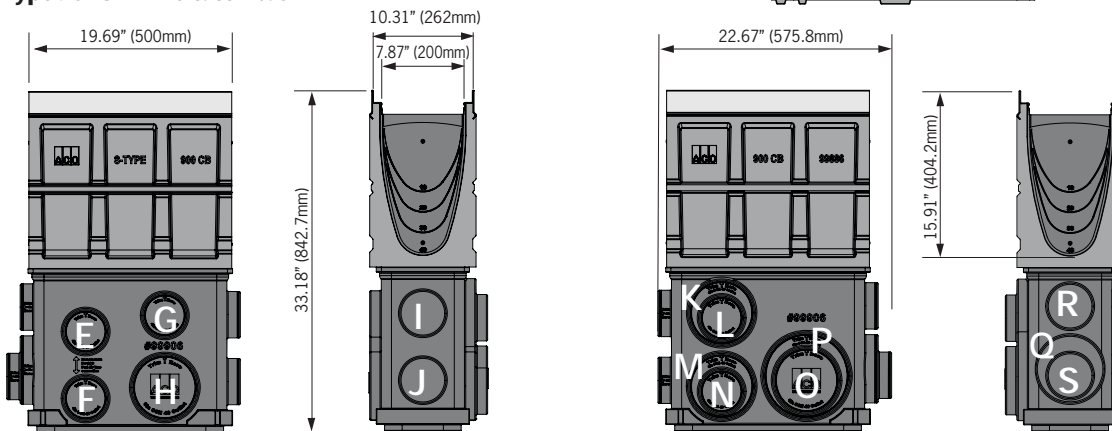
Knock-outs included on every 5th channel



Half meter channel



Type 902G In-line catch basin



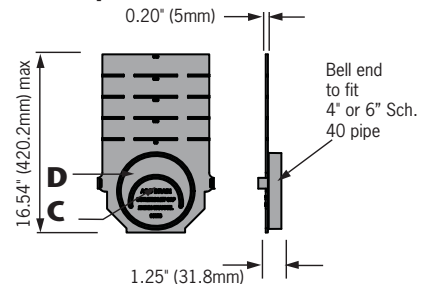
Total capacity = 19 gallons

Outlet flow rates

Outlet	Product	Outlet size (Sch. 40)	Invert Depth	GPM	CFS
A	Bottom outlet - KS2-00	4" round	7.87"	153	0.34
A	Bottom outlet - KS2-040	4" round	15.75"	216	0.48
B	Bottom outlet - KS2-00	6" round	7.87"	344	0.77
B	Bottom outlet - KS2-040	6" round	15.75"	486	1.08
C	End outlet - KS2-00	4" round	7.87"	132	0.29
C	End outlet - KS2-40	4" round	15.75"	202	0.45
D	End outlet - KS2-10	6" round	9.84"	320	0.71
D	End outlet - KS2-40	6" round	15.75"	437	0.97
E	Type KS2-902G	4" round	25.33"	263	0.59
F	Type KS2-902G	4" round	31.83"	297	0.66
G	Type KS2-902G	4" round	23.76"	254	0.57
H	Type KS2-902G	6" round	31.83"	658	1.47
I	Type KS2-902G	4" round	23.91"	255	0.57
J	Type KS2-902G	4" round	30.40"	290	0.65
J	Type KS2-902G	6" round	24.68"	570	1.27
L	Type KS2-902G	4" round	24.13"	256	0.57
M	Type KS2-902G	6" round	31.82"	658	1.47
N	Type KS2-902G	4" round	31.26"	294	0.66
O	Type KS2-902G	6" round	31.26"	651	1.45
P	Type KS2-902G	8" round	31.82"	1149	2.56
Q	Type KS2-902G	6" round	30.32"	640	1.43
R	Type KS2-902G	4" round	23.19"	251	0.56
S	Type KS2-902G	4" round	29.90"	288	0.64

Note: These are the pipe flow rates at the specified outlet, NOT channel flow rates. *Catch basin flow rates are without trash bucket - using trash bucket reduces flow.

End Cap



Supplied By:

TRENCHDRAIN SUPPLY
877-903-7246
www.trenchdrainsupply.com

ACO DRAIN

KlassikDrain - KS200 Stainless steel edge rail channel system



Description	Part No.	Invert Inches [®]	mm [®]	Weight Lbs.
K2-00 Neutral channel - 39.37" (1m)[®]	75441	7.87	200	83.6
K2-1 Sloped channel - 39.37" (1m)	75401	8.07	205	83.6
K2-2 Sloped channel - 39.37" (1m)	75402	8.27	210	84.7
K2-3 Sloped channel - 39.37" (1m)	75403	8.46	215	85.8
K2-4 Sloped channel - 39.37" (1m)	75404	8.66	220	86.9
K2-5 Sloped channel - 39.37" (1m) [®]	75405	8.86	225	88.0
K2-6 Sloped channel - 39.37" (1m)	75406	9.06	230	89.1
K2-7 Sloped channel - 39.37" (1m)	75407	9.25	235	90.2
K2-8 Sloped channel - 39.37" (1m)	75408	9.45	240	91.3
K2-9 Sloped channel - 39.37" (1m)	75409	9.65	245	92.4
K2-10 Sloped channel - 39.37" (1m) [®]	75410	9.84	250	93.5
K2-010 Neutral channel - 39.37" (1m)[®]	75443	9.84	250	93.5
K2-0103 Neutral channel - 19.69" (0.5m)[®]	75444	9.84	250	56.0
K2-11 Sloped channel - 39.37" (1m)	75411	10.04	255	94.6
K2-12 Sloped channel - 39.37" (1m)	75412	10.24	260	95.7
K2-13 Sloped channel - 39.37" (1m)	75413	10.43	265	96.8
K2-14 Sloped channel - 39.37" (1m)	75414	10.63	270	97.9
K2-15 Sloped channel - 39.37" (1m) [®]	75415	10.83	275	99.0
K2-16 Sloped channel - 39.37" (1m)	75416	11.02	280	100.1
K2-17 Sloped channel - 39.37" (1m)	75417	11.22	285	101.2
K2-18 Sloped channel - 39.37" (1m)	75418	11.41	290	102.3
K2-19 Sloped channel - 39.37" (1m)	75419	11.61	295	103.4
K2-20 Sloped channel - 39.37" (1m) [®]	75420	11.81	300	104.5
K2-020 Neutral channel - 39.37" (1m)[®]	75445	11.81	300	104.5
K2-0203 Neutral channel - 19.69" (0.5m)[®]	75446	11.81	300	64.0
K2-21 Sloped channel - 39.37" (1m)	75421	12.01	305	105.6
K2-22 Sloped channel - 39.37" (1m)	75422	12.20	310	106.7
K2-23 Sloped channel - 39.37" (1m)	75423	12.40	315	107.8
K2-24 Sloped channel - 39.37" (1m)	75424	12.60	320	108.9
K2-25 Sloped channel - 39.37" (1m) [®]	75425	12.80	325	110.0
K2-26 Sloped channel - 39.37" (1m)	75426	12.99	330	111.1
K2-27 Sloped channel - 39.37" (1m)	75427	13.19	335	112.2

Description	Part No.	Invert Inches [®]	mm [®]	Weight Lbs.
K2-28 Sloped channel - 39.37" (1m)	75428	13.39	340	113.3
K2-29 Sloped channel - 39.37" (1m)	75429	13.58	345	114.4
K2-30 Sloped channel - 39.37" (1m) [®]	75430	13.78	350	115.5
K2-030 Neutral channel - 39.37" (1m)[®]	75447	13.78	350	115.5
K2-0303 Neutral channel - 19.69" (0.5m)[®]	75448	13.78	350	68.0
K2-31 Sloped channel - 39.37" (1m)	75431	13.98	355	116.6
K2-32 Sloped channel - 39.37" (1m)	75432	14.17	360	117.7
K2-33 Sloped channel - 39.37" (1m)	75433	14.37	365	118.8
K2-34 Sloped channel - 39.37" (1m)	75434	14.57	370	119.9
K2-35 Sloped channel - 39.37" (1m) [®]	75435	14.76	375	121.0
K2-36 Sloped channel - 39.37" (1m)	75436	14.96	380	122.1
K2-37 Sloped channel - 39.37" (1m)	75437	15.16	385	123.2
K2-38 Sloped channel - 39.37" (1m)	75438	15.35	390	124.3
K2-39 Sloped channel - 39.37" (1m)	75439	15.55	395	125.4
K2-40 Sloped channel - 39.37" (1m) [®]	75440	15.75	400	126.5
K2-040 Neutral channel - 39.37" (1m)[®]	75449	15.75	400	126.5
K2-0403 Neutral channel - 19.69" (0.5m)[®]	75450	15.75	400	77.0
K2-901G In-line catch basin - 19.69" (0.5m) [®]	94612	32.81	833.3	68.0
K2-621G catch basin - 19.69" (0.5m) [®]	94621	37.33	948.1	91.0
K2-631G catch basin - 19.69" (0.5m) [®]	94634	49.33	1252.9	101.0
K2-Series 600 Optional plastic riser	99902	-	-	10.0
Foul air trap - fits both 900 & 600 series basins	90854	-	-	1.2
Universal end cap	96821	15.71	399	1.4
Debris strainer for 8" bottom knockout	93488	-	-	0.2
K2-Installation device	97478	-	-	2.8
Grate removal tool	01318	-	-	0.3
K2-QuickLok locking bar	10457	-	-	0.5

Notes:

1. This channel offers a bottom knockout feature: 4" & 6" round
2. Inverts shown are for the male end; for female invert depth subtract 5mm (≈0.2") from the male invert (except for neutral channels, where it will be same as male invert).
To calculate the overall channel depth add 20mm (≈0.8") to invert depth.
3. This catch basin kit includes a polymer concrete top, removable Quicklok locking bar, trash bucket and plastic base. Select an appropriate grate.
4. This catch basin kit includes a polymer concrete top, removable Quicklok locking bar, deep trash bucket, plastic riser and plastic base. Select an appropriate grate.

Specifications

General

The surface drainage system shall be ACO Drain KS200 complete with gratings secured with 'QuickLok' locking as manufactured by ACO Polymer Products, Inc. or approved equal.

Materials

The trench system bodies shall be manufactured from polyester polymer concrete with the minimum properties as follows:

Compressive strength: 14,000 psi
Flexural strength: 4,000 psi

Water absorption 0.07%
Frost proof YES
Salt proof YES
Dilute acid and alkali resistant YES

The nominal clear opening shall be 8" (200mm) with overall width of 10.24" (260mm). Pre-cast units shall be manufactured with either an invert slope of 0.5% or with neutral invert and have a wall thickness of at least 0.50" (13mm). Each unit will feature a partial radius in the trench bottom and a male to female interconnecting end profile. Units shall have horizontal cast in anchoring keys on the outside wall to ensure maximum mechanical bond to the surrounding bedding material and pavement surface. The stainless steel edge rail will be integrally

cast in by the manufacturer to ensure maximum homogeneity between polymer concrete body and edge rail. Each edge rail shall be at least 3/32" (2.5mm) thick.

Grates

Grates shall be specified. See separate ACO Spec Info grate sheets for details. After removal of grates and 'QuickLok' bar there shall be uninterrupted access to the trench to aid maintenance.

Installation

The trench drain system shall be installed in accordance with the manufacturer's installation instructions and recommendations.

ACO Polymer Products, Inc.

Northeast Sales Office

P.O. Box 245
Chardon, OH 44024
Tel: (440) 285-7000
Toll free: (800) 543-4764
Fax: (440) 285-7005

West Sales Office

P.O. Box 12067
Casa Grande, AZ 85130
Tel: (520) 421-9988
Toll Free: (888) 490-9552
Fax: (520) 421-9899

Southeast Sales Office

4211 Pleasant Road
Fort Mill, SC 29708
Toll free: (800) 543-4764
Fax: (803) 802-1063

Follow us on



Electronic Contact:

info@ACODrain.us
www.ACODrain.us



© April 9, 2013 ACO Polymer Products, Inc. This information is believed to be accurate but it is not guaranteed to be so. We cannot assume liability for results that buyer obtains with our product since conditions of use are beyond the control of the company. It is the customer's responsibility to evaluate suitability and safety of product for his own use. ACO Polymer Products, Inc. reserves the right to change the product and specifications without notice.